
















Sensory Garden PLAYGROUND play for all

PLAYGROUND & GARDEN FOUNDATION

2751 Navistar Dr. | Lisle, IL
playforalldupage.org



-  Gravity Rail
-  Accessible Tree House
-  2 to 5-Year-Old Pony Stable Playground
-  Tree Top Swings
-  GT Wave
-  Central Gathering Area
-  5 to 12-Year-Old Playground
Coming 2024
-  Sound Garden
-  Fragrance Garden
-  Art Along the Way Sculptures
-  Open-Air Shelter
Fundraising in the works.
-  Paved trail
-  Woodchip trail
-  Existing fence
-  Planned future fence

Naperville Rd.

Park access to Naperville Rd.

Open-Air Shelter
Fundraising in the works

ADA portable restroom

Bridge to parking*



*Parking located off Navistar Cir.

Navistar Dr.